



GOVERNMENT DEGREE COLLEGE, RAVULAPALEM
Affiliated to Adikavi Nannaya University



2019-20

DEPARTMENT OF COMPUTER SCIENCE & APPLICATIONS

CERTIFICATE COURSE ON PHOTOSHOP



Venu:
Government degree college Ravulapalem.

Date:
10-02-2020

Ravulapalem

Dt: 06-02-2020

To

The Principal


GDC, Ravulapalem.

Sir,

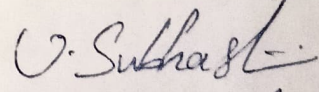
Sub: Department of Computer Science & Applications – Certificate Course on
Photoshop – Request – Submitted – Regarding.

I would like to bring to your kind notice that the Department of Computer Science & Applications of our college is planning to conduct a certificate course on "Photoshop" from 10-02-2020. Course syllabus, teaching, learning and evaluation program is herewith attached for your kind information. Hence I request you to kindly accord permission to conduct certificate course.

Thanking you sir,


6/2/2020

Yours faithfully,


Lect. in Computer Applications

CIRCULAR

All the students are hereby informed that the following Certificate Courses will be conducted from 10-02-2020 onwards in our college.

Sl. No	Name of the Course	Programme Coordinator	Fee Details
1	Tally/ERP-9	Dr.K.Srinivasa Rao, Lecturer in Commerce	1. Rs.200/- for the students of our college 2. Rs.1000/- for outsiders
2	Photoshop	Smt.U.Subhashini, Lecturer in Computer Applications	1. Rs.200/- for the students of our college 2. Rs.1000/- for outsiders
3	House Wiring	Sri T.Y.H.A.G.Gandhi, Lecturer in Physics	1. Rs.200/- for the students of our college 2. Rs.500/- for outsiders

The Course Coordinator for all the three programmes is Sri Bh.S.V.V.N.Satya Murthy, Vice-Principal.

Students who are interested are requested to register their names with their respective Programme Coordinator by 10-02-2020.

[Signature] 5/2/2020

B.V.S.
Principal
Government Degree College
Ravulapalem
5 Feb 2020

I B.Sc (MPC, MPCs, B2C) K. Chidhi ✓
II B.Sc (MPC, MPCs, B2C) M. Pavan Kumar
III B.Sc (MPC, MPCs, B2C) ~~the~~ ~~1. G. S. H.~~ N. Jany
I B.com (CA & G) B. N. S.
II B.com (CA & G) ~~1. S.~~
III B.com (CA & G) ~~1. S.~~
I B.A ~~1. S.~~
II B.A ~~1. S.~~
III B.A ~~1. S.~~
A. V. K. S. 1/2/20


CIRCULAR


All the students are hereby informed that the following Certificate Courses will be conducted from 10-02-2020 onwards in our college.

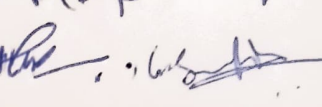
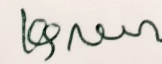




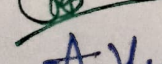
Sl. No	Name of the Course	Programme Coordinator	Fee Details
1	Tally/ERP-9	Dr.K.Srinivasa Rao, Lecturer in Commerce	1. Rs.200/- for the students of our college 2. Rs.1000/- for outsiders
2	Photoshop	Smt.U.Subhashini, Lecturer in Computer Applications	1. Rs.200/- for the students of our college 2. Rs.1000/- for outsiders
3	House Wiring	Sri T.Y.H.A.G.Gandhi, Lecturer in Physics	1. Rs.200/- for the students of our college 2. Rs.500/- for outsiders

The Course Coordinator for all the three programmes is Sri Bh.S.V.V.N.Satya Murthy, Vice-Principal.

Students who are interested are requested to register their names with their respective Programme Coordinator by 10-02-2020.

 5/2/2020


Principal,
Government Degree College
Ravulapalem 5 Feb 2020

I B.Sc (MPC, MPCs, B2C) K. Chidhi ✓
 II B.Sc (MPC, MPCs, B2C) M. Pavan Kumar ✓
 III B.Sc (MPC, MPCs, B2C)  N. Jeyaraj ✓
 I B.Com (CA & G) 
 II B.Com (CA & G) 
 III B.Com (CA & G) 
 I B.A 
 II B.A 
 III B.A  6 Feb 2020
 A. V. V. N. Satya Murthy
 6/2/20

GOVERNMENT DEGREE COLLEGE:: RAVULAPALEM

DEPARTMENT OF COMMERCE

CERTIFICATE COURSE IN TALLY 2019-20

S.N O	NAME OF THE STUDENT	CLASS	SIGNATURE OF THE STUDENT
1	G.DURGA SRAVANI	III BCOM	G. Durga Sravan.
2	B.VIKIRANA	III BCOM	B. Vikirana
3	B.SAMITHA	III BCOM	B. Samitha
4	B.VIJAYA RENUKA	III BCOM	B. Vijaya Renuka
5	D.CHANDRA SEKHAR	III BCOM	D. Chandra Sekhar
6	D.NAGA VENKATA SAI	III BCOM	D. Chandra Sekhar
7	D.DHANUSH	III BCOM	D. Dhana
8	K.VINAY	III BCOM	K. Vinay
9	K.SATISH BABU	III BCOM	K. Satish Babu
10	K.NAGA SATISH	III BCOM	K. Naga Satish
11	N.JAYA RAJU	III BCOM	N. Jaya Raju
12	N.SRINIVAS	III BCOM	N. Srinivas
13	N.KISHOREBABU	III BCOM	N. K. Babu
14	N.RAJKUAR	III BCOM	N. Rajkuar
15	N.NAGA RAMESH	III BCOM	N. N. Ramesh
16	N.RAMANA MURTHY	III BCOM	N. Ramana Murthy
17	P.SUDHA RANI	III BCOM	P. Sudha Rani
18	P.SURYA KUMAR	III BCOM	P. Surya Kumar
19	P.ARJUNVARMA	III BCOM	P. Arjunvarma
20	S.N.K LAKSHMI	III BCOM	S.N.K. Lakshmi
21	Y.SANGEETHA	III BCOM	Y. Sangeetha
22	Y.RAJANI	III BCOM	Y. Rajani
23	G.MAHA LAKSHMI	III BCOM	G. Mahalakshmi
24	K.NAGA LAKSHMI	III BCOM	K. N. Lakshmi
25	M.SRI KRISHNA VENI	III BCOM	M. Sri Krishna Veni

Method of Evaluating Students

Grade Distribution

Class Participation	25%
Attendance	25%
Assignments	25%
Test	25%
Total	100%

Grading Policy

At the end of each course, each student is assigned a final grade as follows:

Point Range	Interpretation	Grade	Quality Points
90 – 100	Excellent	A	4.0
80 – 89	Very Good	B	3.0 – 3.9
70 – 79	Average	C	2.0 – 2.9
60 – 69	Poor	D	1.0 – 1.9
Below 60	Failure	F	0
N/A	Withdrawal	W	0
N/A	Pass	P	0
N/A	Incomplete	I	0

A student earning a grade of D or above is considered to have passed the course and is eligible to pursue further studies. A student receiving a grade of F has failed the course. A failed course must be repeated and passed to meet Avtech Institute's graduation requirements, in addition to an overall program GPA of 2.0.

Requirements for Successful Completion of the Course

At a minimum, students must achieve the following:

- 1.0 A passing grade of **D** or above
- 2.0 Completion of all required examinations
- 3.0 Submission of all required lab exercises and projects ;
- 4.0 Adherence to the school attendance policy.

Equipment Needed

Industry standard desktop computer for lab exercises.

Equipment Breakdown Lab room

Videos and Projector

Library Assignments

To be determined by the instructor.

Attendance

Attendance and Lateness

In education and the workplace, regular attendance is necessary if individuals are to excel. There is a direct correlation between attendance and academic success. Attendance is mandatory. All students must arrive on time and prepared to learn at each class session. At the faculty member's discretion, students may be marked absent if they arrive more than 15 minutes late to any class.

Make-Up Work

Late Projects and Homework

All projects and homework must be handed in on time. Homework should be emailed to your instructor if you are going to miss a class. Work that is submitted one week late will result in the loss of one full grade; and work that is submitted two weeks late will result in the loss of two full grades; more than two weeks late you will receive a failing grade on the project.

Instructor: G. Venkta Ramana

Course Duration: 60 Hours

Date/Time: 10-02-2020

Training Location: Government Degree College, Ravulapalem.

Course Description

This course covers all of the following materials:

- State the primary roles of Photoshop as a premier graphic design and image editing tool
- Productively utilize the photoshop environment, including the use of Layers, Panels, Channels, Paths, the Toolbox, and the Options Bar
- Utilize effectively multiple methods to create and save selections
- Utilize effectively multiple methods of manipulating the exiting artwork and workspace
- Apply painting, retouching, airbrushing, filters, and adjustment and layer style methods
- Understand the difference between raster and vector graphics, and its progressive evolution to the photoshop space
- Show understanding of multiple image types and the best application of each for graphic design, print and the Web
- Be introduced to advanced theories including the mask, alpha channel and clipping path.
- A diploma, and the skills necessary to gain an entry-level position in Graphic Design & Animation
- The knowledge to create images and graphics in Photoshop, and to use Macromedia Flash to create Internet presentations
- The skill to use Adobe Premier to create digital video and audio files
- The training to use 3D Studio MAX to generate animations and 3D images
- The ability to create interactive web sites
- The proficiency to build multimedia presentations using Macromedia Director

Learning Objectives

By the end of the course, the learner will be able to:

1. Identify the five categories of Adobe Photoshop tools.
2. Identify the 18 Primary Tools of the Adobe Photoshop toolbar.
3. Identify the 39 Secondary Tools of the Adobe Photoshop toolbar.
4. Identify each tools corresponding keyboard shortcut.

Course Modules

1. Getting Acquainted with Photoshop

The Photoshop Environment
Palettes and the Palette Well
Creating Custom Workspaces
Opening Images

- Using the File Browser
- Image Magnification
- Viewing Document Information
- Moving the Image
- Undoing Mistakes and The History Palette
- Displaying Drawing Guides
- Making Measurements
- Adding Annotations
- Setting Preferences

2. Basic Image Manipulation

- Bitmap Images
- Vector Images
- Image Size and Resolution Settings
- Scanning Images
- Creating New Images
- Placing Files

3. Color Basics

- Color Modes and Models
- Color Mode Conversion
- Previewing Color Differences Between Operating Systems
- Color Management
- Foreground and Background Colors
- Using the Color Picker
- Selecting Colors with the Color Palette
- Selecting Colors with the Eyedropper Tool
- Selecting Colors with the Swatches Palette

4. Painting Tools

- Painting Tools
- The Brush Tool
- Blending Modes
- The Pencil Tool
- The Eraser Tool
- The Magic Eraser Tool
- The Background Eraser Tool
- Using the Art History Brush
- Using the History Brush

5. Brush Settings

- Using the Brushes Palette
- Creating Custom Brush Tips by Selection
- Creating Custom Brush Tips in the Brushes Palette
- Setting Shape Dynamics
- Setting Brush Scattering
- Setting Brush Texture
- Setting Dual Brushes
- Setting Color Dynamics
- Setting Other Dynamics
- Miscellaneous Brush Settings
- Clearing Brush Settings

Saving a Customized Brush
Saving a Customized Brush Library

6. Making Selections

Selection Basics
Making Pixel Selections
The Marquee Tools
The Lasso Tools
The Magic Wand Tool
Selecting by Color Range
Adjusting Pixel Selections
The Extract Command
Copying and Pasting Pixel Selections
Saving and Loading Selections

7. Filling and Stroking

Applying Fills
Using the Paint Bucket Tool
Using the Gradient Tool
Using the Gradient Editor
Using Patterns
Using the Pattern Maker
Stroking

8. Layers

Using Layers and Layer Sets
Creating Layers and Layer Sets
Stacking and Linking Layers
Moving Layer Content with the Move Tool
Locking Layers
Common Layer Management Tasks
Merging and Flattening Layers

9. Advanced Layers

Layer Styles
Adjustment Layers and Fill Layers
Masking Layers
Creating Clipping Groups
Creating Knockouts

10. Text

Text Basics
Entering Text
Selecting Text
Editing the Bounding Box
Creating a Type Selection
Applying Effects to Type Layers
Using the Character Palette
Checking for Spelling Errors

11. Drawing

- Raster vs. Vector
- Shape Layers and Shape Options
- Using the Shape Tools
- Using the Pen Tools
- Using the Anchor Point Tools
- Using the Paths Palette
- Working with Paths

12. Using Channels and Masking

- Using the Channels Palette
- Using Channels
- Spot Colors
- Blending Channels and Layers
- Masks
- Using Alpha Channels

13. Manipulating Images

- Changing the Canvas Size
- Rotating and Flipping Images
- Cropping Images
- The Free Transform Command
- The Smudge Tool
- Blurring and Sharpening Images
- Using the Dodge Tool and the Burn Tool
- The Sponge Tool
- Filters and The Filter Gallery
- The Liquify Command
- The Clone Stamp Tool
- The Pattern Stamp Tool
- The Healing Brush Tool
- The Patch Tool
- The Color Replacement Tool

14. Getting to Know the Work Area

- Starting to work in Adobe Photoshop
- Using the tools
- Using the tool options bar and other palettes
- Undoing actions in Photoshop
- Customizing the workspace
- Jumping to Adobe ImageReady
- Using Photoshop Help
- Using Adobe online Services
- Toolbox overview

15. Using Adobe Bridge

- Viewing and editing files in Adobe Bridge
- Embedding information for easy identification
- Searching with Adobe bridge
- Using favorites and Collections
- Automating routine tasks
- Acquiring stock photography

16. Basic Photo Corrections

- Strategy of retouching
- Resolution and image size
- Getting started
- Straightening and cropping an image
- Making automatic adjustments
- Manually adjusting the tonal range
- Removing a color cast
- Replacing colors in an image
- Adjusting lightness with the Dodge tool
- Applying the Unsharp Mask filter
- Comparing automatic and manual results
- Saving the image for four-color printing

17. Retouching and Repairing

- Repairing areas with the Clone Stamp tool
- Using the Spot Healing Brush tool
- Using the Healing Brush and Patch tools
- Retouching on a separate layer

18. Working with Selections

- About selecting and selection tools
- Selecting with the Magic Wand tool
- Using the Magic Wand with other selection tools
- Working with oval and circular selections
- Selecting with the lasso tools
- Rotating a selection
- Selecting with the Magnetic Lasso tool
- Cropping an image and erasing within a selection

19. Layer Basics

- About Layers
- Using the Layers Palette
- Rearranging layers
- Applying a layer style
- Flattening and saving files
- Photoshop for kids

20. Masks and Channels

- Working with masks and channels
- Creating a quick mask
- Editing a quick mask
- Saving a selection as a mask
- Editing a mask
- Loading a mask as a selection and applying an adjustment
- Extracting an image
- Applying a filter effect to a masked selection
- Creating a gradient mask
- Applying effects using a gradient mask

21. Correcting and Enhancing Digital Photographs

- About Camera raw
- Processing camera raw
- Processing camera files
- Correcting digital photographs
- Editing images with a vanishing-point perspective
- Correcting image distortion
- Creating a PDF portfolio

22. Typographic Design

- Creating a clipping mask from type
- Creating a design element from type
- Using interactive formatting controls
- Warping point type
- Designing a paragraph of type
- Warping a layer
- Review questions and answers
- Dancing with Type

23. Vector Drawing Techniques

- About bitmap images and vector graphics
- About paths and the pen tool
- Using paths with artwork
- Creating scalable objects for the background
- Working with defined custom shapes
- Importing a Smart Object

24. Advanced Layer Techniques

- Creating paths to clip a layer
- Creating layer sets
- Creating an adjustment layer
- Creating a knockout gradient layer
- Importing a layer from another file
- Applying layer styles
- Duplicating and clipping a layer
- Liquifying a layer
- Creating a border layer
- Flattening a layered image

25. Vector Compositing

- Automating a multistep mask
- Setting up a four-image montage
- Hand-coloring selections on a layer
- Changing the color balance
- Applying filters

26. Creating Links Within an Image

- Slicing and image in Photoshop
- Jumping to ImageReady
- Creating image maps in ImageReady
- Saving linked images in an HTML file

27. Creating Rollover Web Visuals

- About rollovers
- Creating rollover states
- Creating remote rollovers
- Saving the page as HTML

28. Animating GIF Images for the Web

Creating animations in Adobe ImageReady

Animating by hiding and showing layers

Animating with layer opacity and position

Using vector masks to create animations

29. Producing and Printing Consistent Color

Reproducing colors

Specifying color-management settings

Proofing an image

Identifying out-of-gamut colors

Adjusting an image and printing a Proof

Saving the image as a separation

Printing

Prerequisite

Familiarity with PC

Contact Hours

Contact Hours (Lecture 30 Hours / Lab 30 Hours)

Text / Lab Books

Adobe Photoshop.CS2 Class Room In book New Full-color Edition

Adobe Press

ISBN 0-321-32184-7

Teaching Strategies

A variety of teaching strategies may be utilized in this course, including but not limited to, lecture, discussion, written classroom exercises, written lab exercises, performance based lab exercises, demonstrations, quizzes and examinations. Some quizzes may be entirely or contain lab based components. A mid-course and end course examination will be given.

GOVERNMENT DEGREE COLLEGE, RAVULAPALEM

DEPARTMENT OF COMPUTER SCIENCE AND APPLICATIONS

CERTIFICATE COURSE ON PHOTOSHOP

Enrollment Form

S.NO	Name of the Student	Class	Fee paid	Signature	Mobile no	Email
1.	M. Devi	III BSC	50	M. Devi	9515430418	devimalladi3@gmail.com
2.	V. Purna Ravi Kumar	III BSC	200	V. P. R. Kumar	9542308959	vanumaPoornaravi.kumar@gmail.com
3.	P. Suresh Kumar	III BSC	50	P. Suresh Kumar	8522672914	SureshkumarPasupuleti999@gmail.com
4.	A. Subbaraju	III BSC	100	A. Subbaraju	9705502501	ASSSubbaraju2710@gmail.com
5.	K. SAGAR	III BSC	100	K. Sagar	9848468810	Ketha Sagar74797@gmail.com
6.	B. Praveen	III BSC	50	B. Praveen	9701314353	Praveenbolla56@gmail.com
7.	N. prasad	III BSC	50	N. prasad	9505126997	saThalasatish999@gmail.com
8.	S. satish	III BSC	50	S. Satish	9396783334	nani.satish9963@gmail.com
9.	V. Keerthi Priya	III BSC	200	V. Keerthi Priya	7702009034	keerthiivipparthi92c@gmail.com
10.	Ch. S. K. D. Alekya	III BSC	50	Ch. S. K. D. Alekya	9515439277	chinnaemalekhyad@gmail.com
11.	Y. V. L. Sai	III BSC	50	Y. V. L. Sai	6309544123	Sai. Yendida914@gmail.com
12.	I. Vijay Kumar	III BSC	50	I. V. Kumar	9182695355	vijaykumarindugula402@gmail.com
13.	M. V. V. Suryanarayana	III BSC	50	M. S. Suryanarayana	950981459	suryamamidiSETTI459@gmail.com
14.	N. Tejaswini	III BSC	200	N. Tejaswini	6281688683	n.teja.aswini@gmail.com
15.	SK. Abdul	III BSC	100	SK. Abdul	7989177370	shaikabdul1317@gmail.com
16.	N. Prasad	III BSC	50	N. Prasad	9505126997	
17.	K. Saravani	III BSC	50	K. Saravani	9951375886	koppisetthi Saravani934@gmail.com
18.	P. Leelakrishna	III BSC	50	P. Leelakrishna	9347147534	leelakrishna1113@gmail.com
19.	M. Ananthalakshmi	III BSC	50	M. A. L. Ananthalakshmi	9177993936	anathalakshmi91779@gmail.com
20.	R. Durga Bhavani	III BSC	50	R. Durga Bhavani	9701716211	rankireddy927@gmail.com
21.	V. Mahesh Kumar	III BSC	50	V. Mahesh Kumar	7799651119	mahesh varma14@gmail.com
22.	A. Dhanalakshmi	III BSC	50	A. Dhanalakshmi	9705558272	www.dhanalakshmi-avidi2000@gmail.com
23.	B. Jagadeesh Kumar	III BSC	50	B. Jagadeesh Kumar	9182567139	ik.8331336@gmail.com
24.	A. Sandeep	III BSC	50	A. Sandeep	9493901783	sandeepappara9116@gmail.com

S.No	Name of the student	class	Fee paid	signature	Mobile No	email
24	K. Subramanyam	III B.Com				
25	G. Ganesh	III B.Com				
26	N. SIVA	II B.Com	50/-	N. SIVA	9642353858	sivanarajalaz1@gmail
27	G. Vamsi	II B.Com	50/-	G. Vamsi	630268860	Vamsi.gk06@gmail.
28	D. Krishna Teja	II B.Com	50/-	D. Krishna Teja	6301268860	Krishnateja.darra@gmail
29	G. Sravani	III B.Sc	100/-	G. Sravani	9393889928	Rajashekhar9392@gmail
30	G. Shakteena	III B.Sc	50/-	G. Shakteena	8019494746	
31	K. Raj Kumar	II B.Com	50/-	K. Raj Kumar	9606470320	koumarap.d.12, Kumar30
32	G. Dhanush	I St B.Com	50/-	G. Dhanush	8074177765	dhanushgeddada@gmail
33	A. Hema Sundar	I St B.Com	50/-	A. Hema Sundar	9347819677	hema.Sundar313@gmail
34	T. Nagaravi	I St B.Com	50/-	T. Nagaravi	8886844861	T. Nagaravi.728@gmail
35	D. Chandrasekhar	I St B.Com	50/-	D. Chandrasekhar	9381227768	Chandrasekhar78477
36	M. Suvarna Jyothi	III B.Sc	50/-	M. Suvarna	970466485	Jyothi.suvarna@gmail
37	B. Vijaya Naga Lakshmi	III B.Sc	50/-	B. Vijaya	9346125268	benarvijaynagalakshmi
38	K. Lakshmi	III B.Sc				



Estd: 1981

Govt. Degree College
Ravulapalem


Affiliated
to
Jannaya University

DEPARTMENT
OF

COMPUTER SCIENCE & COMPUTER APPLICATIONS

ADD ON COURSE PHOTOSHOP

PS



Adobe Photoshop 7.0

2019-2020





విద్యార్థులకు అవగాహన కల్పిస్తున్న అధ్యాపకులు

విద్యార్థులు అన్నిరంగాల్లో ముందుండాలి

రావులపాలెం పట్టణం, న్యూస్ టుడే: విద్యార్థులు చదువుకునే సమయం నుంచే ప్రతిఅంశంపై అవగాహన పెంచుకోవాలని, అన్నిరంగాల్లో ముందుండాలని రావులపాలెం ప్రభుత్వ డిగ్రీ కళాశాల ప్రిన్సిపల్ తిరుపణ్యం అన్నారు. కళాశాలలో సోమవారం పలు ఉపాధి కోర్సులను ఆయన ప్రారంభించారు. టాలీ కోర్సు, కంప్యూటర్, విద్యుత్తు తదితర విభాగాలకు సంబంధించి శిక్షణ తరగతులు నిర్వహించారు. ఈ కార్యక్రమంలో శ్రీనివాసరావు, వెంకటరమణ, నాగరాజు తదితరులు పాల్గొన్నారు.

GOVERNMENT DEGREE COLLEGE BAVUL-APALEM



GOVERNMENT DEGREE COLLEGE, RAVULAPALEM

DEPARTMENT OF COMPUTER SCIENCE AND APPLICATIONS

CERTIFICATE COURSE ON PHOTOSHOP

Enrollment Form

S.NO	Name of the Student	Class	Fee paid	Signature	Mobile no	Email
1.	M. DEVI	III BSC	50	M. Devi	9515430418	devimalladi3@gmail.com
2.	V. Purna Ravi Kumar	III BSC	200	V. P. R. Kumar	9542308969	varunmuPoornaravi.kumar@gmail.com
3.	P. Suresh Kumar	III BSC	50	P. Suresh Kumar	8522672914	SureshkumarPasupuleti999@gmail.com
4.	A. Subbaraju	III BSC	100	A. Subbaraju	9705502501	ASSSubbaraju2710@gmail.com
5.	K. SAGAR	III BSC	100	K. Sagar	9848468810	keetha.sagar74797@gmail.com
6.	B. Praveen	III BSC	50	B. Praveen	9701314353	Praveenbolla56@gmail.com
7.	N. prasad	III BSC	50	N. prasad	9505126997	saThalasatish999@gmail.com
8.	S. satish	III BSC	50	S. Satish	9396783334	nani.satish9963@gmail.com
9.	V. keerthi Priya	III BSC	200	V. P.	9702009034	keerthihipparthi920@gmail.com
10.	Ch. S. K. D. Alekya	III BSC	50	Ch. S. K. D. Alekya	9515439277	chinnaemalekhyaa@gmail.com
11.	Y. V. L. Sai	III BSC	150	Y. V. L. Sai	6309544123	sai.yendida914@gmail.com
12.	I. Vijay Kumar	III BSC	50	I. V. Kumar	9182695355	vijaykumarindugula422@gmail.com
13.	M. V. V. Suryanarayana	III BSC	50	M. Suryan	950281459	surya.mamidi.setti.utsa@gmail.com
14.	N. Tejaswini	III BSC	200	N. Tejaswini	6281688683	n.teja.aswini@gmail.com
15.	SK. Abdul	III BSC	100	SK. Abdul	9789177370	shaikabdul1317@gmail.com
16.	N. Prasad	III BSC	50		9505126997	
17.	K. Sravani	III BSC	50	K. Sravani	9951375886	koppiseti.sravani234@gmail.com
18.	P. Leelakrishna	III BSC	50	P. Leelakrishna	9347147534	leelakrishna1113@gmail.com
19.	M. Ananthalakshmi	III BSC	50	M. A. L. Goud	9177992936	anathalakshmi91779@gmail.com
20.	R. Durga Bhavani	III BSC	50	R. Durga Bhavani	9701716211	rankireddy927@gmail.com
21.	V. Mahesh Kumar	III BSC	50	V. Mahesh	7799651119	mahesh.vanka14@gmail.com
22.	A. Dhanalakshmi	III BSC	50	A. Dhanalakshmi	9705558272	www.dhanalakshmi.aavidi2000@gmail.com
23.	B. Jagadeesh Kumar	III BSC	50	B. Jagadeesh Kumar	9181567139	ik.8331336@gmail.com
24.	A. Sandeep	III BSC	50	A. Sandeep	9493901783	sandes.pappara911@gmail.com

S.No	Name of the student	class	Fee paid	signature	Mobile No	email
24	K. Subramanyam	III B.com				
25	G. Ganesh	III B.com				
26	N. SIVA	III B.com	50/-	N. SIVA	9642353858	sivanaYalazi@gmail.com
27	G. Vamsi	II B.com	50/-	G. Vamsi	6301268860	Vamsi.gk06@gmail.com
28	D. Krishna Teja	II B.com	50/-	D. Krishna Teja	6301268860	KrishnaTeja.dasra@gmail.com
29	G. Sravani	III B.sc	100/-	G. Sravani	9393829928	RagaShekhar9397@gmail.com
30	G. Shakeena	III B.sc	50/-	G. Shakeena	8019494746	
31	K. Raj Kumar	II B.com	50/-	K. Raj Kumar	9606470320	koumupalliRajKumar307@gmail.com
32	G. Dhanush	I St B.com	50/-	G. Dhanush	8074177765	dhanushgeddada@gmail.com
33	A. Hema Sundar	I St B.com	50/-	A. Hema Sundar	9347812677	hema.Sundar3638@gmail.com
34	T. Nagaravi	I St B.com	50/-	T. Nagaravi	8886864861	T. Nagaravi, 7226@gmail.com
35	D. Chandrasekhar	I St B.com	50/-	D. Chandrasekhar	9381227768	chandrasekhar78477.
36	M. Suvarna Jyothi	III B.sc	50/-	M. Suvarna	970666685	Jyothi.Suvarna@gmail.com
37	B. Vijaya Naga Lakshmi	III B.sc	50/-	B. Vijaya	9346125268	bonnavijaya.nagalakshmi@gmail.com
38	K. Lakshanya	III B.sc				